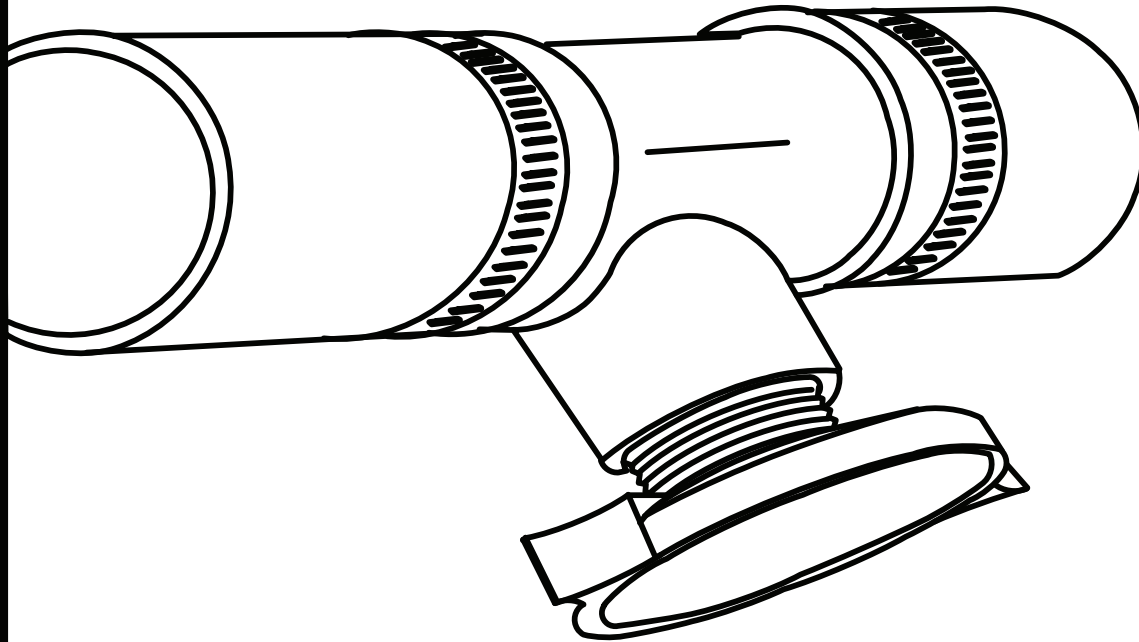


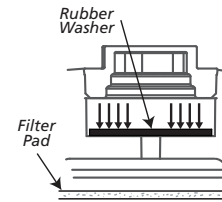
# HP 4000

**1/2" MPT (Main Line Drain)**

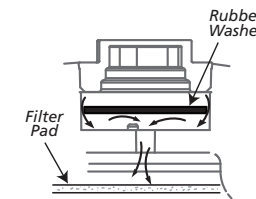


- Withstands 3000 PSI of Static Pressure
- **Do Not Use Pipe Dope During Assembly (Thread Tape Only)**
- Rubber Washer Seals Above 10-15 PSI
- Rubber Washer Releases Below 10-15 PSI
- No Gravel Pit Required to Aid Drainage
- Made of High Grade ABS Material
- Mount on a 45° Angle for Best Results

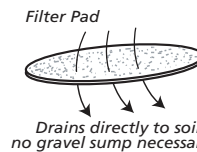
**Exclusive patented rubber washer design drains more gradually than competing drains:**



*As the irrigation system is pressurized, the rubber washer pushes down and shuts off water flow through drain.*



*When the irrigation system pressure is off, the rubber washer raises up and water is gradually released.*



*Drains directly to soil - no gravel sump necessary*

*Released water passes through the patented recessed wicking pad as the soil and plant material absorb the water. The recessed wicking pad - non-woven polyester - protects the drain from rocks and roots.*

**Valve gradually releases water - avoiding soggy patches in grass.**

## PACKAGING QTYS.

PART	PACKAGE	CARTON	MIN. ORDER
HP 4000	25	500 or 1000	25